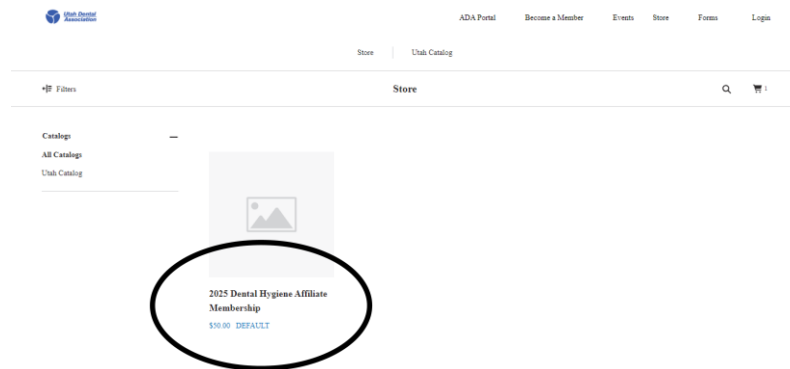


How to Renew your 2025 UDA Affiliate Hygiene Membership

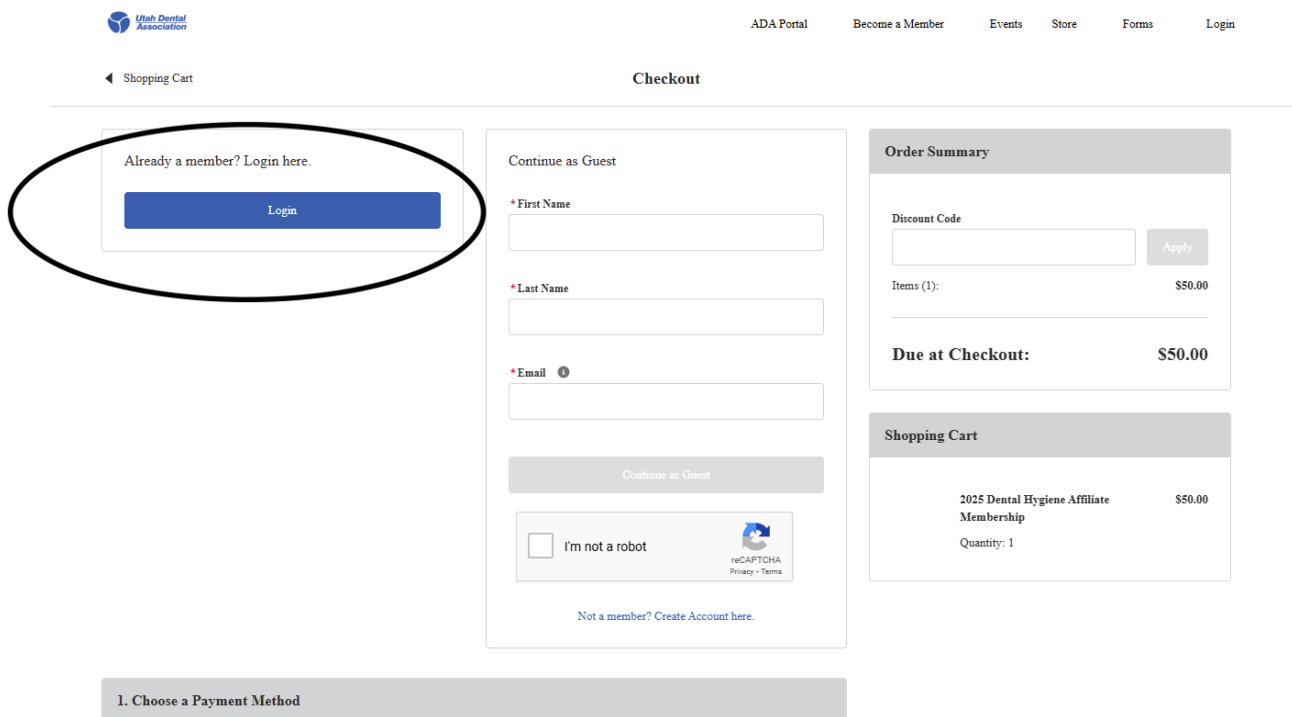
Use the link below to start the process,

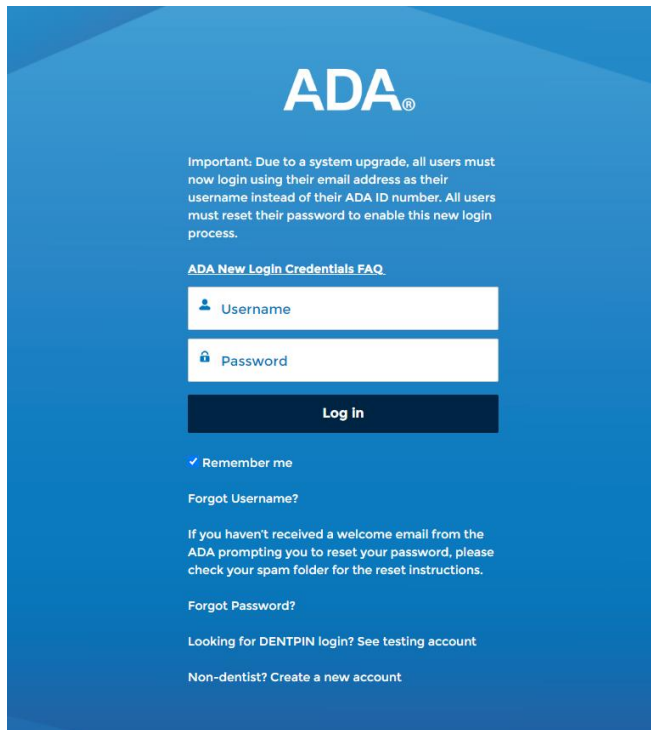
<https://myaccount.ada.org/s/store?comSiteId=a2E8V00000Ndf8bUAB#/store/browse/tiles>

When you get to the Utah Catalog, it will allow you to add the 2025 Dental Hygiene Affiliate Membership to your cart and pay.



Go to checkout. You will want to Login.





You may already have an account in the new ADA system.

- The Username is your email, you can use the forgot password which will allow you to set up a password for this new system.
- If the system does not recognize your email, use the “Non-dentist? Create a new account” at the bottom of the page.

Complete the checkout process and pay.

The ADA website will only acknowledge dentists as Members. When you look at your portal it will show non-member. But you can navigate to the All Orders tab on the left side and it will show you the Hygiene Affiliate Membership as being purchased.